



# *Parasoleil* For Landscape Architecture

*Creating places where people want to be*







Landscape Architects can now utilize captivating patterns, unique super durable powder coat finishes, and premium aluminum material to add a signature design element to any park, amenity space, or simply any outdoor area. Founded by metal artist, Uriah Bueller, Parasoleil provides the architecture and design community with tools to bridge art and nature to create places where people want to be.

*Design a place to remember.™*

*[parasoleil.com](http://parasoleil.com)*

## Table of Contents

Why Parasoleil?	6
Public Spaces & Parks	8
Amenity Areas	10
Institutional	12
A Pattern for Every Purpose	14
Custom Design Options	15
How to Specify Parasoleil	16
Recommended Configurations	17
Staying in the Spec	18





Create Inviting Spaces





# Why Parasoleil?

With the increasing desire to blur the lines between the indoors and outdoors, transitional space and design elements are critical. Parasoleil panels provide the bridge between; diffusing light, inviting movement, and satisfying our intrinsic need to reconnect with nature.

Full turnkey systems simplify installations and guarantee the performance and longevity of your project and your vision.



**WE ARE THE PATTERN PEOPLE**

Rooted in a foundation of metal art, we have the deepest and most extensive understanding in the industry of how a pattern impacts a space, as well as how a pattern performs structurally.



**WE MAKE THE CUSTOM EXPERIENCE EASY**



With modern digital design tools and top-of-the-line laser cutting and finishing technology, we are your expert partners in pattern and panel customization.



**WE ARE YOUR PROJECT ADVOCATES, START TO FINISH**

We're in your corner from the beginning to ensure that your design vision becomes a reality and makes it from specification all the way through to installation.

**Award-Winning Patina Finishes**



FOR FULL FINISH SELECTION, VISIT  
[parasoleil.com/resources/product-components](https://parasoleil.com/resources/product-components)



# Public Spaces & Parks



Open-Air Structures




Screens & Privacy



# Amenity Areas



Pools



Rooftops



# Institutional



Healthcare




Education




# A Pattern for Every Purpose

With a complete library of unique patterns, you can choose the special something that makes your project stand out. All of our designs work for multiple applications whether it be a pergola for a healing garden, a privacy screen at a medical facility, or a pool area needing guardrail compliance. Our patterns bring your vision to life. *For full pattern selection, visit [parasoleil.com/patterns](https://parasoleil.com/patterns)*




### APPLICATION

- Balance openness, intricacy, and scale
- Engineered for high winds, snow, and public use



### PRIVACY

- Visual performance
- Continuous patterns with small holes
- Pattern theory




### SITE PERFORMANCE

- Code compliance
- Manufacturing tolerances
- Art with precision

# Custom Design Options

Sometimes, you need more than just rectangles or circles. Or, maybe you have an extremely unique fastening condition that requires a custom footing design. When your project calls for a feature custom shade structure, or you simply need to incorporate an element that has never been done before, we are delighted to help you make it happen.



Fastening Connections

Pattern

Finish

Structure



# How To Specify Parasoleil



## SELECT PRODUCT(S)

Choose from a signature selection of structural systems that work best for your application, unique patterns from our library, patina and standard powder coat finishes, and a variety of fastening methods.



## SELECT THICKNESS

Based on design load requirements, select 1/8", 3/16", or 1/4" and desired panel size (width and height)



## CSI SPECIFICATIONS

Download and complete Parasoleil CSI Specification to include in project masterspec



## INTERNAL REVIEW

Send design to Parasoleil for review and estimating to include in bid documentation



## LET US DO THE REST!

# Recommended Configurations



PATTERN SHOWN: WINTER BRANCHES®

## SCREEN SYSTEM

- 4' x up to 8' panels
- Aluminum posts
- Aluminum base plates
- Posts spaced at 52" o.c.
- Inset bracket hardware



PATTERN SHOWN: ANTWERP®

## SHADE SYSTEM

- 4' x 8' panels
- Aluminum purlins spaced 24" o.c.
- Direct mount fasteners spaced every 8"
- 1/8" thermal expansion gap



PATTERN SHOWN: FLANNIGAN®

## GUARDRAIL SYSTEM

- 48" x 42" panels
- 2.5"x2.5" aluminum post and top rail
- Post spacing up to 60" o.c.
- Inset bracket hardware



# Staying in the Spec

Properly specifying Parasoleil is critical to ensuring optimized pricing for your project from the beginning. Make sure to connect with a Parasoleil representative to confirm your spec and your design intent.

To keep the product you choose in your project, remember that the following critical advantages are always included with your Parasoleil experience:

- Pricing assurance based on performance-rated system
- ISO/IEC 17025 accredited 3rd party product certification
- Comprehensive performance-rated fastening solutions specific to your project
- Shop drawing and panel layout support by our internal design team
- Up to 5-year powder coat finish warranty
- Structural components available from manufacturer (posts, brackets, bolt-together substructure)



## WAYS TO GET IN TOUCH

6510 West 91st Avenue, Suite 100  
Westminster, CO 80031

*Phone* | 303.589.4524

*Email* | [hello@parasoleil.com](mailto:hello@parasoleil.com)

*Web* | [parasoleil.com](http://parasoleil.com)

 /ParasoleilUSA

 /ParasoleilUSA

 /parasoleil







# *Parasoleil*

*parasoleil.com*

 /ParasoleilUSA

 /ParasoleilUSA

 /parasoleil

All Parasoleil patterns are protected under copyright law. Copying, modifying, or any unauthorized use of these patterns is strictly prohibited.