


## PARASOLEIL DATA SHEET

# Direct Mount Fasteners

Parasoleil offers a number of different screws that are hand selected to fit your project needs. All screws come pre-painted in the color that best coordinates with the panel powdercoat finish. Drivers are included in all screw orders.






# Parasoleil

303.589.4524  
hello@parasoleil.com  
[parasoleil.com](https://parasoleil.com)

All Parasoleil patterns are protected under copyright © law. Copying, modifying, or any unauthorized use of these patterns is strictly prohibited.

### QUESTIONS?

Contact Parasoleil for complete specifications, installation requirements and warranty coverage.

	 <b>PDH</b>	 <b>PDS</b>	 <b>PDW</b>
<b>SCREW MATERIAL</b>	Carbon Steel	Stainless Steel	Stainless Steel
<b>SCREW SPEC</b>	#12 - 24 x 1"	#12 - 14 x 1-1/4"	#10 - 12 x 2-3/8"
<b>SUBSTRUCTURE MATERIAL</b>	up to 3/8" structural steel	up to 1/8" light gage steel	Wood
<b>SCREW TIP</b>	#3 Drill Tip Self Tapping	#3 Drill Tip Self Tapping	Thread Forming
<b>DRIVE</b>	5/16" Hex	Proprietary Driver	T20 Torx
<b>PULL-OUT VALUE</b>	1,678 lbs	1,282 lbs	520 lbs
<b>PAINTED HEAD</b>	Yes	Yes	Yes

## PARASOLEIL DATA SHEET

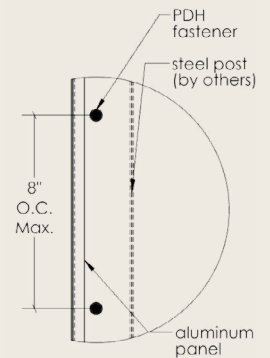
# PDH Fastener

### SELF DRILLING SCREWS FOR STEEL SUPPORTS

Parasoleil aluminum panels may be installed directly onto structural steel supports using our PDH drill screw. Factory cut fastener holes in panels are available upon request. For steel thickness no more than 3/8", pilot holes are recommended.

### PDH DRILL SCREWS

For installing Parasoleil aluminum panels and hardware to structural steel up to 3/8" thick and include neoprene washer for maximum corrosion protection.



### INSTALLATION GUIDELINES

- Allow for 1/8" gap between panels for expansion and contraction of the metal due to temperature variations
- Fastener spacing 8" on center maximum at all support locations for engineered applications
- Adjust torque settings as needed to avoid overtightening which may cause fastener twist offs

### PDH DRILL SCREWS SPECIFICATIONS

- #12 - 24 x 1" with #3 drill tip
- 5/16" hex head & driver included
- Carbon steel with dual corrosion resistant coatings
- Bonded neoprene washer
- Salt spray resistance: 1,000 hours per ASTM B117
- Pull-out value: 1,678 lbs when installed in 1/8" substructure

### FINISHES

- Available in Graftone™, Nimbus™, and Raven™ as standard finishes, any other finishes are considered custom
- Zinc primer for maximum adhesion and corrosion resistance

Graftone

Nimbus

Raven

# Parasoleil

303.589.4524  
hello@parasoleil.com  
[parasoleil.com](http://parasoleil.com)

All Parasoleil patterns are protected under copyright © law. Copying, modifying, or any unauthorized use of these patterns is strictly prohibited.

## PARASOLEIL DATA SHEET

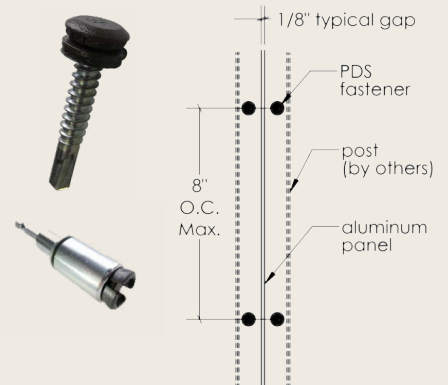
# PDS Fastener

### SELF DRILLING SCREWS FOR STEEL SUPPORTS

Parasoleil aluminum panels may be installed directly onto finished light gauge steel supports using our PDS drill screw. Factory cut fastener holes in panels are available upon request. Tamper resistant proprietary head offers a clean aesthetic for a higher level of finish.

### PDS DRILL SCREWS

For installing Parasoleil aluminum panels to light gauge steel up to 1/8" thick, or aluminum support structure for design conscious applications and include neoprene washer for maximum corrosion protection.



### INSTALLATION GUIDELINES

- Allow for 1/8" gap between panels for expansion and contraction of the metal due to temperature variations
- Fastener spacing 8" on center maximum at all support locations for engineered applications
- Adjust torque settings as needed to avoid overtightening which may cause fastener twist offs

### PDS DRILL SCREWS SPECIFICATIONS

- #12 - 14 x 1-1/4" with #3 drill tip
- 1/2" Outside Diameter low profile head
- 300 series stainless steel head & shank
- Bonded neoprene washer
- Tamper resistance fastener head with no accessible driver access
- Provided drive socket ensures positive engagement and prevents damage to painted fastener head
- Pull-out value: 1,282 lbs when installed in 1/8" substructure

### FINISHES



- Available in Graftone™, Nimbus™, and Raven™ as standard finishes, any other finishes are considered custom
- Zinc primer for maximum adhesion and corrosion resistance



# Parasoleil

303.589.4524  
hello@parasoleil.com  
[parasoleil.com](http://parasoleil.com)

All Parasoleil patterns are protected under copyright © law. Copying, modifying, or any unauthorized use of these patterns is strictly prohibited.



## PARASOLEIL DATA SHEET

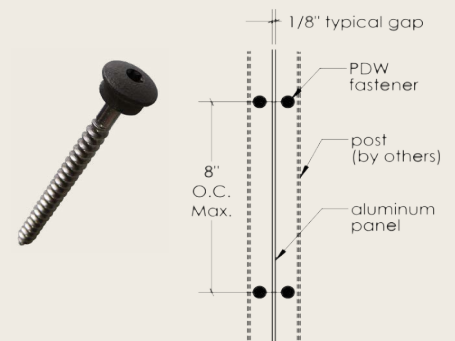
# PDW Fastener

### SELF DRILLING SCREWS FOR WOOD SUPPORTS

The PDW fastener has a clean architectural aesthetic for design conscious applications requiring maximum corrosion protection for aluminum panels on wood supports. Aluminum panels require pre-drilled fastener holes.

#### PDW DRILL SCREWS

For installing Parasoleil aluminum panels wood support structure for design conscious applications and include neoprene washer for maximum corrosion protection.



### INSTALLATION GUIDELINES

- Allow for 1/8" gap between panels for expansion and contraction of the metal due to temperature variations.
- Fastener spacing 8" on center maximum at all support locations for engineered applications.
- Adjust torque settings as needed to avoid overtightening which may cause fastener twist offs.

### SPECIFICATIONS

- #10 - 12 x 2-3/8" long
- 1/2" Outside Diameter low profile T20 Star Head
- 300 series stainless steel head & shank
- Bonded neoprene washer included
- Pull-out value: 520 lbs

### FINISHES

- Available in Graftone™, Nimbus™, and Raven™ as standard finishes, any other finishes are considered custom
- Zinc primer for maximum adhesion and corrosion resistance



# Parasoleil

303.589.4524  
hello@parasoleil.com  
[parasoleil.com](http://parasoleil.com)

All Parasoleil patterns are protected under copyright © law. Copying, modifying, or any unauthorized use of these patterns is strictly prohibited.